

**Gültig ab 01.09.2007**  
Valid from 01.09.2007



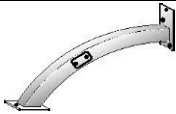

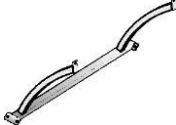
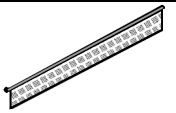


**Bestellbeispiel für Ersatzteile / Ordering example for spare parts**

St. pcs	Art-Nr. part No.	Bezeichnung name	Produkt product
------------	---------------------	---------------------	--------------------






Nr. No.	Zeichnung diagramm	Bezeichnung name	St. pcs	Euro St./pcs	Art-Nr. part No.
------------	-----------------------	---------------------	------------	-----------------	---------------------

# Ersatzteile / spare parts tus41144-01 Donic SKY (mit blauer 8 mm Ob. wetterfest) 2 / 3

Nettopreis/net price

1		<b>Oberfläche mit Linien 8 mm blau</b> (ohne Inserts) <i>weatherproof blue 8 mm top with lines</i> (without inserts)	2		Z02100-00
2		<b>Plattenhälfte Donic SKY,</b> blaue 8 mm Oberfl. wetterfest mit Rahmen <i>half top Donic SKY, blue weatherproof</i> <i>8 mm top with tabel frame</i>	2		BG03372-00
3		<b>Standbein 100x50x600/R1100 links vz.</b> <i>left zinced leg 100x50x600/R1100</i>	2		BG03363-00
4		<b>Standbein 100x50x600/R1100 rechts vz.</b> <i>right zinced leg 100x50x600/R1100</i>	2		BG03362-00
5		<b>Querstrebe 1142x546 vz.</b> <i>zinced leg strut 1142x546</i>	2		BG03364-00
6		<b>Metallnetz silber</b> <i>silver metal net</i>	1		BG03366-00
7		<b>Netzhalter silber</b> <i>silver net bearing</i>	2		BG03367-00
8		<b>Adapterplatte silber</b> <i>silver</i> <i>adaptor plate</i>	2		BG03368-00

Nr.	Zeichnung	Bezeichnung	St.	Euro	Art-Nr.
No.	diagramm	name	pcs	St./pcs	part No.

		<p><b>Schraubenpack HMTUS 1060-00</b>                  (4 St. M 10x45 DIN 933 V2A                  2 St. M 8x40 DIN 933 V2A                  16 St. M 8x30 DIN 933 V2A                  4 St. Ø 10,5 DIN 125 V2A                  4 St. Ø 10,2 DIN 127 B V2A                  18 St. Ø 8,4 DIN 125 V2A                  18 St. Ø 8,1 DIN 127 B V2A                  4 St. M 10 DIN 934 V2A                  10 St. M 8 DIN 934 V2A                  2 St. Gleitlager PA 08-10-14 natur)</p> <p><i>mounting set HMTUS 1060-00 (</i>  <i>4 pcs M 10x45 DIN 933 V2A</i>  <i>2 pcs M 8x40 DIN 933 V2A</i>  <i>16 pcs M 8x30 DIN 933 V2A</i>  <i>4 pcs Ø 10,5 DIN 125 V2A</i>  <i>4 pcs Ø 10,2 DIN 127 B V2A</i>  <i>18 pcs Ø 8,4 DIN 125 V2A</i>  <i>18 pcs Ø 8,1 DIN 127 B V2A</i>  <i>4 pcs M 10 DIN 934 V2A</i>  <i>10 pcs M 8 DIN 934 V2A</i>  <i>2 pcs sleeve PA 08-10-14 nature)</i></p>	1		BG03375-00
		<p><b>Schrauben-Set 1 Oberfläche</b>                  16 St. EJOT-Delta-PT-WN-5452-A2-M5x12 16                  St. Ø 5,3/15x1,2 DIN 9021 V2A)</p> <p><i>mounting set 1 top, (for 1 top)</i>  <i>16 pcs EJOT-Delta-PT-WN-5452-A2-M5x12</i>  <i>16 pcs Ø 5,3/15x1,2 DIN 9021 V2A)</i></p>	2		BG05600-00
		<p><b>Schrauben-Set 2 Netzhalter</b>                  (2 St. M 8x30 DIN 933 V2A                  2 St. Ø8,4 DIN 125 V2A                  2 St. Ø8,1 DIN 127 B V2A                  2 St. M 8 DIN 934 V2A                  1 St. Gleitlager PA 08-10-14 natur)</p> <p><i>mounting set 2 net bearing (2</i>  <i>pcs M 8x30 DIN 933 V2A</i>  <i>2 pcs Ø8,4 DIN 125 V2A</i>  <i>2 pcs Ø8,1 DIN 127 B V2A</i>  <i>2 pcs M 8 DIN 934 V2A</i>  <i>1 pcs sleeve PA 08-10-14)</i></p>	2		BG03420-00
		<p><b>Schraubenpack HMTUS 1060-00</b>                  (für Bodenbefestigung)                  4 St. Holzschraube 8x55 DIN 571 V2A                  4 St. Ø 8,4 DIN 125 V2A 4                  St. Flossendübel S12</p> <p><i>mounting set HMTUS 1060-00</i>  <i>(for bottom attachment)</i>  <i>4 pcs screw 8x55 DIN 571 stainless steel</i>  <i>4 pcs Ø8,4 DIN 125 stainless steel</i>  <i>4 pcs dowel S12</i></p>	1		BG03589-00
		<p><b>Set Unterlegplatten 70x2x130</b>                  ( 4 St. Unterlegplatte 70x2x130)</p> <p><i>mounting set for height adjustment</i>  <i>( 4 St. support plate 70x2x130)</i></p>	1		BG03422-00